




Video 1 - Silent Video Planning




Name (s) \_\_\_\_\_

Using the storyboard squares below, draw pictures of your video idea, and write what is going on in the scene below the square. You must use all 9 squares. Your Silent Video must be between 3- 5 minutes long. It must have a definite beginning, middle and end. Please see rubric for more details. As always, your product must be school appropriate.



Beginning

		
<hr/> <hr/> <hr/>	<hr/> <hr/> <hr/>	<hr/> <hr/> <hr/>

Middle

		
<hr/> <hr/> <hr/>	<hr/> <hr/> <hr/>	<hr/> <hr/> <hr/>

End

		
<hr/> <hr/> <hr/>	<hr/> <hr/> <hr/>	<hr/> <hr/> <hr/>